

# ALBAN MASONRY LLC

## EMPLOYMENT APPLICATION

**(Please Print)**

Employee # \_\_\_\_\_  
First Middle Last

Street Address \_\_\_\_\_ City & State \_\_\_\_\_

Zip Code \_\_\_\_\_ Home Phone # \_\_\_\_\_ CELL # \_\_\_\_\_

Social Security# \_\_\_\_\_ Birth Date \_\_\_\_\_

Circle one – Married Single Drivers License# \_\_\_\_\_ State \_\_\_\_\_

Last or Previous Employer \_\_\_\_\_ Phone: \_\_\_\_\_

How long did you work for them? \_\_\_\_\_

Were you previously employed by Alban Masonry? Yes No

**In Case of Emergency - Please notify the following:**

Name \_\_\_\_\_ Telephone# \_\_\_\_\_

Address \_\_\_\_\_ City & State \_\_\_\_\_

Relationship \_\_\_\_\_

I hereby authorize deduction from my pay for any of the following should they apply:  
Payroll advance, employee purchase.

Signed \_\_\_\_\_

**To be Filled Out by Employer**

Hire Date \_\_\_\_\_ Start Date \_\_\_\_\_ Hourly Rate \_\_\_\_\_ Job # \_\_\_\_\_

Job Class \_\_\_\_\_ Race \_\_\_\_\_ Foreman \_\_\_\_\_

Received: Hard Hat \_\_\_\_\_ Safety Glasses \_\_\_\_\_ Safety Manual \_\_\_\_\_ Gloves \_\_\_\_\_ Vest \_\_\_\_\_

Key tabs issued \_\_\_\_\_ charged \_\_\_\_\_ Bank Info Rec'd \_\_\_\_\_ (void check)

Drug Tested \_\_\_\_\_

**Safety Training & Date Trained \_\_\_\_\_**

- \_\_\_\_(2)Erect & Dismantle Scaffold \_\_\_\_ (3)Fall Protection \_\_\_\_ (4)Forklift Operation \_\_\_\_ (5)HAZMAT
- \_\_\_\_ (6)Ladder \_\_\_\_ (7)Lifting w/o Injuring Back \_\_\_\_ (11)Scaffold Safety \_\_\_\_ (12)Use of Fire Extinguisher
- \_\_\_\_ (14)Flagman Training \_\_\_\_ (16)Safety Harness Training \_\_\_\_ (17)Tube Scaffold Training

# Form W-4 (2017)

**Purpose.** Complete Form W-4 so that your employer can withhold the correct federal income tax from your pay. Consider completing a new Form W-4 each year and when your personal or financial situation changes.

**Exemption from withholding.** If you are exempt, complete only lines 1, 2, 3, 4, and 7 and sign the form to validate it. Your exemption for 2017 expires February 15, 2018. See Pub. 505, Tax Withholding and Estimated Tax.

**Note:** If another person can claim you as a dependent on his or her tax return, you can't claim exemption from withholding if your total income exceeds \$1,050 and includes more than \$350 of unearned income (for example, interest and dividends).

**Exceptions.** An employee may be able to claim exemption from withholding even if the employee is a dependent, if the employee:

- Is age 65 or older,
- Is blind, or
- Will claim adjustments to income; tax credits; or itemized deductions, on his or her tax return.

The exceptions don't apply to supplemental wages greater than \$1,000,000.

**Basic instructions.** If you aren't exempt, complete the **Personal Allowances Worksheet** below. The worksheets on page 2 further adjust your withholding allowances based on itemized deductions, certain credits, adjustments to income, or two-earners/multiple jobs situations.

Complete all worksheets that apply. However, you may claim fewer (or zero) allowances. For regular wages, withholding must be based on allowances you claimed and may not be a flat amount or percentage of wages.

**Head of household.** Generally, you can claim head of household filing status on your tax return only if you are unmarried and pay more than 50% of the costs of keeping up a home for yourself and your dependent(s) or other qualifying individuals. See Pub. 501, Exemptions, Standard Deduction, and Filing Information, for information.

**Tax credits.** You can take projected tax credits into account in figuring your allowable number of withholding allowances. Credits for child or dependent care expenses and the child tax credit may be claimed using the **Personal Allowances Worksheet** below. See Pub. 505 for information on converting your other credits into withholding allowances.

**Nonwage income.** If you have a large amount of nonwage income, such as interest or dividends, consider making estimated tax payments using Form 1040-ES, Estimated Tax for Individuals. Otherwise, you may owe additional tax. If you have pension or annuity income, see Pub. 505 to find out if you should adjust your withholding on Form W-4 or W-4P.

**Two earners or multiple jobs.** If you have a working spouse or more than one job, figure the total number of allowances you are entitled to claim on all jobs using worksheets from only one Form W-4. Your withholding usually will be most accurate when all allowances are claimed on the Form W-4 for the highest paying job and zero allowances are claimed on the others. See Pub. 505 for details.

**Nonresident alien.** If you are a nonresident alien, see Notice 1392, Supplemental Form W-4 Instructions for Nonresident Aliens, before completing this form.

**Check your withholding.** After your Form W-4 takes effect, use Pub. 505 to see how the amount you are having withheld compares to your projected total tax for 2017. See Pub. 505, especially if your earnings exceed \$130,000 (Single) or \$180,000 (Married).

**Future developments.** Information about any future developments affecting Form W-4 (such as legislation enacted after we release it) will be posted at [www.irs.gov/w4](http://www.irs.gov/w4).

## Personal Allowances Worksheet (Keep for your records.)

<b>A</b>	Enter "1" for <b>yourself</b> if no one else can claim you as a dependent . . . . .	<b>A</b>	<u>      </u>
<b>B</b>	Enter "1" if: <span style="font-size: 2em; vertical-align: middle;">{</span> <ul style="list-style-type: none"> <li>• You're single and have only one job; or</li> <li>• You're married, have only one job, and your spouse doesn't work; or</li> <li>• Your wages from a second job or your spouse's wages (or the total of both) are \$1,500 or less.</li> </ul>	<b>B</b>	<u>      </u>
<b>C</b>	Enter "1" for your <b>spouse</b> . But, you may choose to enter "-0-" if you are married and have either a working spouse or more than one job. (Entering "-0-" may help you avoid having too little tax withheld.) . . . . .	<b>C</b>	<u>      </u>
<b>D</b>	Enter number of <b>dependents</b> (other than your spouse or yourself) you will claim on your tax return . . . . .	<b>D</b>	<u>      </u>
<b>E</b>	Enter "1" if you will file as <b>head of household</b> on your tax return (see conditions under <b>Head of household</b> above) . . . . .	<b>E</b>	<u>      </u>
<b>F</b>	Enter "1" if you have at least \$2,000 of <b>child or dependent care expenses</b> for which you plan to claim a credit . . . . . ( <b>Note:</b> Do not include child support payments. See Pub. 503, Child and Dependent Care Expenses, for details.)	<b>F</b>	<u>      </u>
<b>G</b>	<b>Child Tax Credit</b> (including additional child tax credit). See Pub. 972, Child Tax Credit, for more information. • If your total income will be less than \$70,000 (\$100,000 if married), enter "2" for each eligible child; then <b>less "1"</b> if you have two to four eligible children or <b>less "2"</b> if you have five or more eligible children. • If your total income will be between \$70,000 and \$84,000 (\$100,000 and \$119,000 if married), enter "1" for each eligible child.	<b>G</b>	<u>      </u>
<b>H</b>	Add lines A through G and enter total here. ( <b>Note:</b> This may be different from the number of exemptions you claim on your tax return.) ▶	<b>H</b>	<u>      </u>

For accuracy, complete all worksheets that apply. {

- If you plan to **itemize or claim adjustments to income** and want to reduce your withholding, see the **Deductions and Adjustments Worksheet** on page 2.
- If you are **single and have more than one job** or are **married and you and your spouse both work** and the combined earnings from all jobs exceed \$50,000 (\$20,000 if married), see the **Two-Earners/Multiple Jobs Worksheet** on page 2 to avoid having too little tax withheld.
- If **neither** of the above situations applies, **stop here** and enter the number from line H on line 5 of Form W-4 below.

----- Separate here and give Form W-4 to your employer. Keep the top part for your records. -----

<b>Form W-4</b> Department of the Treasury Internal Revenue Service	<h2 style="margin: 0;">Employee's Withholding Allowance Certificate</h2> <p style="margin: 0;">▶ Whether you are entitled to claim a certain number of allowances or exemption from withholding is subject to review by the IRS. Your employer may be required to send a copy of this form to the IRS.</p>	OMB No. 1545-0074  <span style="font-size: 2em; font-weight: bold;">2017</span>
1 Your first name and middle initial	Last name	2 Your social security number
Home address (number and street or rural route)		3 <input type="checkbox"/> Single <input type="checkbox"/> Married <input type="checkbox"/> Married, but withhold at higher Single rate. <small>Note: If married, but legally separated, or spouse is a nonresident alien, check the "Single" box.</small>
City or town, state, and ZIP code		4 If your last name differs from that shown on your social security card, check here. You must call 1-800-772-1213 for a replacement card. ▶ <input type="checkbox"/>
5 Total number of allowances you are claiming (from line H above or from the applicable worksheet on page 2)	5 <u>      </u>	
6 Additional amount, if any, you want withheld from each paycheck	6 \$ <u>      </u>	
7 I claim exemption from withholding for 2017, and I certify that I meet both of the following conditions for exemption.		
• Last year I had a right to a refund of all federal income tax withheld because I had no tax liability, and • This year I expect a refund of all federal income tax withheld because I expect to have no tax liability. If you meet both conditions, write "Exempt" here . . . . . ▶		
Under penalties of perjury, I declare that I have examined this certificate and, to the best of my knowledge and belief, it is true, correct, and complete.		
Employee's signature (This form is not valid unless you sign it.) ▶		Date ▶
8 Employer's name and address (Employer: Complete lines 8 and 10 only if sending to the IRS.)	9 Office code (optional)	10 Employer identification number (EIN)

# FORM VA-4

## COMMONWEALTH OF VIRGINIA DEPARTMENT OF TAXATION PERSONAL EXEMPTION WORKSHEET

(See back for instructions)

1. If you wish to claim yourself, write "1" .....
2. If you are married and your spouse is not claimed on his or her own certificate, write "1" .....
3. Write the number of dependents you will be allowed to claim on your income tax return (do not include your spouse) .....
4. Subtotal Personal Exemptions (add lines 1 through 3) .....
5. Exemptions for age
  - (a) If you will be 65 or older on January 1, write "1" .....
  - (b) If you claimed an exemption on line 2 and your spouse will be 65 or older on January 1, write "1" .....
6. Exemptions for blindness
  - (a) If you are legally blind, write "1" .....
  - (b) If you claimed an exemption on line 2 and your spouse is legally blind, write "1" .....
7. Subtotal exemptions for age and blindness (add lines 5 through 6) .....
8. Total of Exemptions - add line 4 and line 7 .....

Detach here and give the certificate to your employer. Keep the top portion for your records

### FORM VA-4 EMPLOYEE'S VIRGINIA INCOME TAX WITHHOLDING EXEMPTION CERTIFICATE

Your Social Security Number	Name	
Street Address		
City	State	Zip Code

#### COMPLETE THE APPLICABLE LINES BELOW

1. If subject to withholding, enter the number of exemptions claimed on:
  - (a) Subtotal of Personal Exemptions - line 4 of the Personal Exemption Worksheet .....
  - (b) Subtotal of Exemptions for Age and Blindness line 7 of the Personal Exemption Worksheet .....
  - (c) Total Exemptions - line 8 of the Personal Exemption Worksheet .....
2. Enter the amount of additional withholding requested (see instructions) .....
3. I certify that I am not subject to Virginia withholding. I meet the conditions set forth in the instructions ..... (check here)
4. I certify that I am not subject to Virginia withholding. I meet the conditions set forth Under the Service member Civil Relief Act, as amended by the Military Spouses Residency Relief Act ..... (check here)

Signature

Date

EMPLOYER: Keep exemption certificates with your records. If you believe the employee has claimed too many exemptions, notify the Department of Taxation, P.O. Box 1115, Richmond, Virginia 23218-1115, telephone (804) 367-8037. Note: Employers may establish a system to electronically receive Forms VA-4 from employees, provided the system meets Internal Revenue Service requirements as specified in § 31.3402(f)(5)-1(c) of the Treasury Regulations (26 CFR).





Enter Year

D-4 Employee Withholding Allowance Certificate

Social security number

Grid for social security number

Your first name

Grid for first name

M.I. Last name

Grid for M.I. and last name

Home address (number and street)

Grid for home address

City

Grid for city

State

Zip code +4

Grid for state and zip code

1 Tax filing status Fill in only one: Single Married/domestic partners filing jointly Married filing separately Head of household Married/domestic partners filing separately on same return

2 Total number of withholding allowances from worksheet below

Grid for number of allowances

3 Additional amount, if any, you want withheld from each paycheck

Grid for additional amount

4 Before claiming exemption from withholding, read below and, if qualified, write "EXEMPT" in this box.

5 My domicile is a state other than the District of Columbia Yes No If yes, give name of state of domicile

I am exempt because: last year I did not owe any DC income tax and had a right to a full refund of all DC income tax withheld from me; and this year I do not expect to owe any DC income tax and expect a full refund of all DC income tax withheld from me; and I qualify for exempt status on federal Form W-4.

If claiming exemption from withholding, are you a full-time student? Yes No

Signature Under penalties of law, I declare that the information provided on this certificate is, to the best of my knowledge, correct.

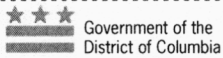
Employee's signature

Date

Grids for signature and date

Employer Keep this certificate with your records. If 10 or more exemptions are claimed or if you suspect this certificate contains false information please send a copy to: Office of Tax and Revenue, 1101 4th St., SW, Washington, DC 20024 Attn: Compliance Administration

Detach and give the top portion to your employer. Keep the bottom portion for your records.



D-4 Employee Withholding Allowance Worksheet

Section A Number of withholding allowances

- a Enter 1 for yourself and
b Enter 1 if you are filing as a head of household and
c Enter 1 if you are 65 or over and
d Enter 1 if you are blind
e Enter number of dependents
f Enter 1 for your spouse/registered domestic partner if filing jointly
g Enter 1 if married/registered domestic partners filing jointly and your spouse/registered domestic partner is 65 or over and
h Enter 1 if married/registered domestic partners filing jointly and your spouse/registered domestic partner is blind
i Number of allowances Add Lines a through h and enter on Line 2 above. If you want to claim additional withholding allowances, complete section B below.

Section B Additional withholding allowances

- j Enter estimate of your itemized deductions
k Enter \$2,000 if married/registered domestic partners filing separately; all others enter \$4,000
l Subtract Line k from Line j
m Multiply \$1,675 by the number of allowances on Line i
n Divide Line l by Line m. Round to the nearest whole number.
o Add Lines n and i and enter on Line 2 above.



**MARYLAND  
FORM  
MW507**

**Purpose.** Complete Form MW507 so that your employer can withhold the correct Maryland income tax from your pay. Consider completing a new Form MW507 each year and when your personal or financial situation changes.

**Basic Instructions.** Enter on line 1 below, the number of personal exemptions you will claim on your tax return. However, if you wish to claim more exemptions, or if your adjusted gross income will be more than \$100,000 if you are filing single or married filing separately (\$150,000, if you are filing jointly or as head of household), you must complete the Personal Exemption Worksheet on page 2. Complete the Personal Exemption Worksheet on page 2 to further adjust your Maryland withholding based on itemized deductions, and certain other expenses that exceed your standard deduction and are not being claimed at another job or by your spouse. However, you may claim fewer (or zero) exemptions.

**Additional withholding per pay period under agreement with employer.** If you are not having enough tax withheld, you may ask your employer to withhold more by entering an additional amount on line 2.

**Exemption from withholding.** You may be entitled to claim an exemption from the withholding of Maryland income tax if:

- a. Last year you did not owe any Maryland Income tax and had a right to a full refund of any tax withheld; AND,
- b. This year you do not expect to owe any Maryland income tax and expect to have a right to a full refund of all income tax withheld.

If you are eligible to claim this exemption, complete Line 3 and your employer will not withhold Maryland income tax from your wages.

Students and Seasonal Employees whose annual income will be below the minimum filing requirements should claim exemption from withholding. This provides more income throughout the year and avoids the necessity of filing a Maryland income tax return.

**Certification of nonresidence in the State of Maryland.** Complete Line 4. This line is to be completed by residents of the District of Columbia, Virginia or West Virginia who are employed in Maryland and who do not maintain a place of abode in Maryland for 183 days or more.

Residents of Pennsylvania who are employed in Maryland and who do not maintain a place of abode in Maryland for 183 days or more, should complete line 5 to exempt themselves from the state portion of the withholding tax. These employees are still liable for withholding tax at the rate in effect for the Maryland county in which they are employed, unless they qualify for an exemption on either line 6 or line 7. Pennsylvania residents of York and Adams counties may claim an exemption from the local withholding tax by completing line 6. Pennsylvania residents living in other local jurisdictions which do not impose an earnings or income tax on Maryland residents may claim an exemption by completing line 7. Employees qualifying for exemption under 6 or 7, should also write "EXEMPT" on line 4. Line 4 is **NOT** to be used by residents of other states who are working in Maryland, because such persons are liable for Maryland income tax and withholding from

their wages is required.

If you are domiciled in the District of Columbia, Pennsylvania or Virginia and maintain a place of abode in Maryland for 183 days or more, you become a statutory resident of Maryland and you are required to file a resident return with Maryland reporting your total income. You must apply to your domicile state for any tax credit to which you may be entitled under the reciprocal provisions of the law. If you are domiciled in West Virginia, you are not required to pay Maryland income tax on wage or salary income, regardless of the length of time you may have spent in Maryland.

Under the Servicemembers Civil Relief Act, as amended by the Military Spouses Residency Relief Act, you may be exempt from Maryland income tax on your wages if (i) your spouse is a member of the armed forces present in Maryland in compliance with military orders; (ii) you are present in Maryland solely to be with your spouse; and (iii) you maintain your domicile in another state. If you claim exemption under the SCRA enter your state of domicile (legal residence) on Line 8; enter "EXEMPT" in the box to the right on Line 8; and attach a copy of your spousal military identification card to Form MW507. **In addition, you must also complete and attach Form MW507M.**

**Duties and responsibilities of employer.** Retain this certificate with your records. You are required to submit a copy of this certificate and accompanying attachments to the Compliance Division, Compliance Programs Section, 301 West Preston Street, Baltimore, MD 21201, when received if:

- 1. You have any reason to believe this certificate is incorrect;
- 2. The employee claims more than 10 exemptions;
- 3. The employee claims an exemption from withholding because he/she had no tax liability for the preceding tax year, expects to incur no tax liability this year and the wages are expected to exceed \$200 a week;
- 4. The employee claims an exemption from withholding on the basis of nonresidence; or
- 5. The employee claims an exemption from withholding under the Military Spouses Residency Relief Act.

Upon receipt of any exemption certificate (Form MW507), the Compliance Division will make a determination and notify you if a change is required.

Once a certificate is revoked by the Comptroller, the employer must send any new certificate from the employee to the Comptroller for approval before implementing the new certificate.

If an employee claims exemption under 3 above, a new exemption certificate must be filed by February 15th of the following year.

**Duties and responsibilities of employee.** If, on any day during the calendar year, the number of withholding exemptions that the employee is entitled to claim is less than the number of exemptions claimed on the withholding exemption certificate in effect, the employee must file a new withholding exemption certificate with the employer within 10 days after the change occurs.

**FORM  
MW507 Employee's Maryland Withholding Exemption Certificate**

Print full name	Social Security Number
Street Address, City, State, ZIP	County of residence (Nonresidents enter Maryland county (or Baltimore City) where you are employed.)
<input type="checkbox"/> Single <input type="checkbox"/> Married (surviving spouse or unmarried Head of Household) Rate <input type="checkbox"/> Married, but withhold at Single rate	

1. Total number of exemptions you are claiming not to exceed line f in Personal Exemption Worksheet on page 2. . . . . 1. \_\_\_\_\_
2. Additional withholding per pay period under agreement with employer. . . . . 2. \_\_\_\_\_
3. I claim exemption from withholding because I do not expect to owe Maryland tax. See instructions above and check boxes that apply.
  - a. Last year I did not owe any Maryland income tax and had a right to a full refund of all income tax withheld and
  - b. This year I do not expect to owe any Maryland income tax and expect to have the right to a full refund of all income tax withheld. (This includes seasonal and student employees whose annual income will be below the minimum filing requirements). If both a and b apply, enter year applicable \_\_\_\_\_ (year effective) Enter "EXEMPT" here . . . . . 3. \_\_\_\_\_
4. I claim exemption from withholding because I am domiciled in one of the following states. Check state that applies.
  - District of Columbia       Virginia       West Virginia
 I further certify that I do not maintain a place of abode in Maryland as described in the instructions above. Enter "EXEMPT" here. . . . . 4. \_\_\_\_\_
5. I claim exemption from Maryland **state** withholding because I am domiciled in the Commonwealth of Pennsylvania and I do not maintain a place of abode in Maryland as described in the instructions on Form MW507. Enter "EXEMPT" here. . . . . 5. \_\_\_\_\_
6. I claim exemption from Maryland **local** tax because I live in a local Pennsylvania jurisdiction within York or Adams counties. Enter "EXEMPT" here and on line 4 of Form MW507. . . . . 6. \_\_\_\_\_
7. I claim exemption from Maryland **local** tax because I live in a local Pennsylvania jurisdiction that does not impose an earnings or income tax on Maryland residents. Enter "EXEMPT" here and on line 4 of Form MW507. . . . . 7. \_\_\_\_\_
8. I certify that I am a legal resident of the state of \_\_\_\_\_ and am not subject to Maryland withholding because I meet the requirements set forth under the Servicemembers Civil Relief Act, as amended by the Military Spouses Residency Relief Act. Enter "EXEMPT" here. . . . . 8. \_\_\_\_\_

**Under the penalty of perjury,** I further certify that I am entitled to the number of withholding allowances claimed on line 1 above, or if claiming exemption from withholding, that I am entitled to claim the exempt status on whichever line(s) I completed.

Employee's signature	Date
Employer's name and address including ZIP code (For employer use only)	Federal Employer Identification Number



**Employment Eligibility Verification**  
**Department of Homeland Security**  
 U.S. Citizenship and Immigration Services

**USCIS**  
**Form I-9**  
 OMB No. 1615-0047  
 Expires 08/31/2019

**▶ START HERE:** Read instructions carefully before completing this form. The instructions must be available, either in paper or electronically, during completion of this form. Employers are liable for errors in the completion of this form.


**ANTI-DISCRIMINATION NOTICE:** It is illegal to discriminate against work-authorized individuals. Employers **CANNOT** specify which document(s) an employee may present to establish employment authorization and identity. The refusal to hire or continue to employ an individual because the documentation presented has a future expiration date may also constitute illegal discrimination.

**Section 1. Employee Information and Attestation** *(Employees must complete and sign Section 1 of Form I-9 no later than the first day of employment, but not before accepting a job offer.)*

Last Name (Family Name)		First Name (Given Name)		Middle Initial	Other Last Names Used (if any)	
Address (Street Number and Name)			Apt. Number	City or Town		State ZIP Code
Date of Birth (mm/dd/yyyy)	U.S. Social Security Number □□□□ - □□ - □□□□		Employee's E-mail Address		Employee's Telephone Number	

**I am aware that federal law provides for imprisonment and/or fines for false statements or use of false documents in connection with the completion of this form.**

**I attest, under penalty of perjury, that I am (check one of the following boxes):**

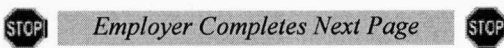
<input type="checkbox"/> 1. A citizen of the United States	
<input type="checkbox"/> 2. A noncitizen national of the United States <i>(See instructions)</i>	
<input type="checkbox"/> 3. A lawful permanent resident (Alien Registration Number/USCIS Number): _____	
<input type="checkbox"/> 4. An alien authorized to work until (expiration date, if applicable, mm/dd/yyyy): _____ Some aliens may write "N/A" in the expiration date field. <i>(See instructions)</i>	
<p><i>Aliens authorized to work must provide only one of the following document numbers to complete Form I-9: An Alien Registration Number/USCIS Number OR Form I-94 Admission Number OR Foreign Passport Number.</i></p> <p>1. Alien Registration Number/USCIS Number: _____  <b>OR</b>          2. Form I-94 Admission Number: _____  <b>OR</b>          3. Foreign Passport Number: _____          Country of Issuance: _____</p>	
	

Signature of Employee	Today's Date (mm/dd/yyyy)
-----------------------	---------------------------

**Preparer and/or Translator Certification (check one):**  
 I did not use a preparer or translator.     A preparer(s) and/or translator(s) assisted the employee in completing Section 1.  
*(Fields below must be completed and signed when preparers and/or translators assist an employee in completing Section 1.)*

**I attest, under penalty of perjury, that I have assisted in the completion of Section 1 of this form and that to the best of my knowledge the information is true and correct.**

Signature of Preparer or Translator		Today's Date (mm/dd/yyyy)	
Last Name (Family Name)		First Name (Given Name)	
Address (Street Number and Name)		City or Town	State ZIP Code






**Employment Eligibility Verification**  
**Department of Homeland Security**  
 U.S. Citizenship and Immigration Services

**USCIS**  
**Form I-9**  
 OMB No. 1615-0047  
 Expires 08/31/2019

**Section 2. Employer or Authorized Representative Review and Verification**

*(Employers or their authorized representative must complete and sign Section 2 within 3 business days of the employee's first day of employment. You must physically examine one document from List A OR a combination of one document from List B and one document from List C as listed on the "Lists of Acceptable Documents.")*

<b>Employee Info from Section 1</b>	Last Name (Family Name)	First Name (Given Name)	M.I.	Citizenship/Immigration Status
-------------------------------------	-------------------------	-------------------------	------	--------------------------------

List A Identity and Employment Authorization	OR	List B Identity	AND	List C Employment Authorization
Document Title		Document Title		Document Title
Issuing Authority		Issuing Authority		Issuing Authority
Document Number		Document Number		Document Number
Expiration Date (if any)(mm/dd/yyyy)		Expiration Date (if any)(mm/dd/yyyy)		Expiration Date (if any)(mm/dd/yyyy)
Document Title		Additional Information		QR Code - Section 2 Do Not Write In This Space  
Issuing Authority				
Document Number				
Expiration Date (if any)(mm/dd/yyyy)				
Document Title				
Issuing Authority				
Document Number				
Expiration Date (if any)(mm/dd/yyyy)				

**Certification:** I attest, under penalty of perjury, that (1) I have examined the document(s) presented by the above-named employee, (2) the above-listed document(s) appear to be genuine and to relate to the employee named, and (3) to the best of my knowledge the employee is authorized to work in the United States.

The employee's first day of employment (mm/dd/yyyy): \_\_\_\_\_ (See instructions for exemptions)

Signature of Employer or Authorized Representative		Today's Date(mm/dd/yyyy)	Title of Employer or Authorized Representative	
Last Name of Employer or Authorized Representative	First Name of Employer or Authorized Representative		Employer's Business or Organization Name Alban Masonry, LLC	
Employer's Business or Organization Address (Street Number and Name) 9204 Venture Court		City or Town Manassas	State VA	ZIP Code 20111

**Section 3. Reverification and Rehires** (To be completed and signed by employer or authorized representative.)

<b>A. New Name (if applicable)</b>			<b>B. Date of Rehire (if applicable)</b>	
Last Name (Family Name)	First Name (Given Name)	Middle Initial	Date (mm/dd/yyyy)	

**C.** If the employee's previous grant of employment authorization has expired, provide the information for the document or receipt that establishes continuing employment authorization in the space provided below.

Document Title	Document Number	Expiration Date (if any) (mm/dd/yyyy)
----------------	-----------------	---------------------------------------

I attest, under penalty of perjury, that to the best of my knowledge, this employee is authorized to work in the United States, and if the employee presented document(s), the document(s) I have examined appear to be genuine and to relate to the individual.

Signature of Employer or Authorized Representative	Today's Date (mm/dd/yyyy)	Name of Employer or Authorized Representative
--	---------------------------	---



**LISTS OF ACCEPTABLE DOCUMENTS**  
**All documents must be UNEXPIRED**

Employees may present one selection from List A  
or a combination of one selection from List B and one selection from List C.

LIST A Documents that Establish Both Identity and Employment Authorization	OR	LIST B Documents that Establish Identity	AND	LIST C Documents that Establish Employment Authorization
1. U.S. Passport or U.S. Passport Card		1. Driver's license or ID card issued by a State or outlying possession of the United States provided it contains a photograph or information such as name, date of birth, gender, height, eye color, and address		1. A Social Security Account Number card, unless the card includes one of the following restrictions: (1) NOT VALID FOR EMPLOYMENT (2) VALID FOR WORK ONLY WITH INS AUTHORIZATION (3) VALID FOR WORK ONLY WITH DHS AUTHORIZATION
2. Permanent Resident Card or Alien Registration Receipt Card (Form I-551)		2. ID card issued by federal, state or local government agencies or entities, provided it contains a photograph or information such as name, date of birth, gender, height, eye color, and address		2. Certification of Birth Abroad issued by the Department of State (Form FS-545)
3. Foreign passport that contains a temporary I-551 stamp or temporary I-551 printed notation on a machine-readable immigrant visa		3. School ID card with a photograph		3. Certification of Report of Birth issued by the Department of State (Form DS-1350)
4. Employment Authorization Document that contains a photograph (Form I-766)		4. Voter's registration card		4. Original or certified copy of birth certificate issued by a State, county, municipal authority, or territory of the United States bearing an official seal
5. For a nonimmigrant alien authorized to work for a specific employer because of his or her status:  a. Foreign passport; and  b. Form I-94 or Form I-94A that has the following: (1) The same name as the passport; and (2) An endorsement of the alien's nonimmigrant status as long as that period of endorsement has not yet expired and the proposed employment is not in conflict with any restrictions or limitations identified on the form.		5. U.S. Military card or draft record		5. Native American tribal document
		6. Military dependent's ID card		6. U.S. Citizen ID Card (Form I-197)
		7. U.S. Coast Guard Merchant Mariner Card		7. Identification Card for Use of Resident Citizen in the United States (Form I-179)
		8. Native American tribal document		8. Employment authorization document issued by the Department of Homeland Security
		9. Driver's license issued by a Canadian government authority		
6. Passport from the Federated States of Micronesia (FSM) or the Republic of the Marshall Islands (RMI) with Form I-94 or Form I-94A indicating nonimmigrant admission under the Compact of Free Association Between the United States and the FSM or RMI		<b>For persons under age 18 who are unable to present a document listed above:</b>		
		10. School record or report card		
		11. Clinic, doctor, or hospital record		
	12. Day-care or nursery school record			

**Examples of many of these documents appear in Part 8 of the Handbook for Employers (M-274).**

**Refer to the instructions for more information about acceptable receipts.**

# UNITED BUILDING ENVELOPE RESTORATION, LLC

## JOB SAFETY RULES

Management of this company considers your safety an important part of their responsibility to you, an employee, realizing that job safety is a cooperative effort between employer and employee. For our mutual protection from job accidents, your cooperation in the carrying out of this Safety Program is part of your responsibility to yourself.

It is mandatory that a copy of this program be given to every person working for this company, and a copy be signed by the employee and placed in his personnel file.

Continued or flagrant disregard of safety regulations will be cause for discharge.

### HEALTH

1. Any person working for this company, if subjected to restrictions from a health condition known to him or herself, e.g. heart, diabetic, or similar conditions, should make it known to persons with whom they are working so that immediate corrective measures will be known in case of need.

### PROTECTIVE PERSONNEL EQUIPMENT

1. Hard hats will be worn at all times by all personnel employed on this job.
2. Safety shoes are recommended, however, heavy soled shoes suitable for the type of work and in good repair are acceptable.
3. In the interests of your own personal safety, oversized clothes should not be worn.
4. Employees handling materials abrasive or sharp-edged should wear protective gloves.
5. Eyes - Safety goggles shall be used on operations which subject eyes to foreign objects. Dumping concrete trucks and buckets, using vibrators, chipping and grinding concrete, driving case-hardened, cut nails, and when using any type of masonry saw.
6. Ear protection will be required for workers doing any operation where high decibel exposure to ear injury is present.

### LADDERS, SCAFFOLDS AND PLATFORMS

1. All ladders when in use must be tied at top and braced at bottom, and extend 3' 6" above deck they give access to.
2. All scaffolds and platforms over 10 feet high must have hand rails; toe boards will be installed when needed.
3. Safety belts will be required when working on unprotected building edges, or material platforms, or swinging scaffolds, or any other high unprotected area such as cranes, towers, hoists, etc. Whenever handrails are not practical, or not in place, safety belts shall be required.
4. Foremen will be responsible for the safe condition of all scaffolds, platforms, and ladders.

### HOIST, FORKLIFT AND EQUIPMENT

1. When needed, signal men will be used to signal operators of equipment.
2. Anyone riding on hoist or forklift will be discharged immediately.
3. Back-up horns will not be disconnected.
4. It shall be the responsibility of the individual using company owned or personal tools to see that all safety

devices are in proper working order and that all tools are sharp and in good repair, e.g. hammer handles sound, chisels sharp, etc.

5. All equipment will be operated in a safe and careful manner.

#### FIRE PREVENTION

1. When "NO SMOKING" signs are posted, the use of open flames is also prohibited.
2. You will acquaint yourself with the location of fire fighting equipment and how to use it.
3. Fire extinguishers will be required for all hoists. A fire extinguisher will be kept in the vicinity where any internal combustion engine is operating, such as generators, mixers, or in any areas where open flame heaters are in use.
4. Shut down engines when refueling.
5. Waste from lunches will be thrown in trash containers and not about the job.

#### IN CASE OF INJURY

1. First aid kits will be available for minor cuts and abrasions. You should acquaint yourself with their location. **SUPERINTENDENT OR FOREMAN MUST BE NOTIFIED IMMEDIATELY BUT NOT LATER THAN 24 HOURS OF ACCIDENT OR INJURY.** Foreman is qualified in first aid.
2. Arrangements have been made in your behalf to handle any serious injury you may receive, speedily and by well qualified doctors and hospitals.

#### INTOXICANTS AND DRUGS

1. Anyone **showing signs of intoxication or drugs will be discharged immediately.**
2. Anyone with **intoxicating liquor or drugs on the job will be discharged immediately.**

#### HAZARDOUS COMMUNICATION

1. Employees should not work with or around chemicals or materials with which they are unfamiliar. United Masonry maintains or will obtain material Safety Data Sheets for all chemicals and materials used on its job sites. All employees have completed Hazardous Communication Training.

I have read and fully understand the above safety rules.

---

Signature of Employee